



KÖMMERLING 76

Delivering unrivalled innovation,
performance and style.



KÖMMERLING®

AREN'T ALL WINDOWS THE SAME?

KÖMMERLING. The premium brand.

At first glance, PVCuwindows and window profiles look very similar. However, on further inspection, you'll soon come to discover that their quality characteristics can differ considerably. KÖMMERLING as a window systems manufacturer enjoys an unrivalled global reputation for our high quality products and advanced technologies and was founded back in 1897 by Karl Kömmerling.

In the first years of our long history, the KÖMMERLING Company manufactured adhesives and synthetic rubber. In 1957 we commenced PVCuroller shutter manufacturing operations and in 1967 entered the window market by starting to produce high quality PVCuwindow profiles.

Decades of know-how are incorporated in the window system production operations and we soon evolved into a leading systems supplier. The latest system generation of KÖMMERLING 76 sets unique standards of performance in a PVCuwindow. It incorporates our comprehensive expertise, decades of research and development work, state-of-the-art CAD and 3D computer modelling and countless tests. This revolutionary window system reflects our commitment to offering best-in-breed products for our customers.



Company founder
Karl Kömmerling





- Intelligent profile design for optimised window performance.
- Increased depth to 76 mm offers better energy efficiencies.
- Narrow sightlines maximise light transmission.


WHY DOES LIGHT MAKE US HAPPY?

KÖMMERLING 76. The feel-good window.

Light is essential to human survival. It makes us feel happy and enhances our sense of general well-being. That's why a well-lit and inviting interior is an important aspect of an ideal living environment. Our KÖMMERLING 76 window and door system helps you to fulfil your need for a light enriched living environment with well ventilated atmosphere.

Innovative profile technologies make it possible to manufacture windows with larger panes and greater rigidity from state-of-the-art functional glass. It also makes optimum use of sunlight to reduce heating costs, even when the outdoor temperature is cold.

Look forward to KÖMMERLING 76. These windows and doors maximise interior sunlight levels and ensure that your new or renovated home will light up your life.






HOW DOES THAT WORK? HEAT CAN GET IN BUT NOT OUT

KÖMMERLING 76. The energy-saving window.

Saving energy makes sense, as it puts extra money in your pocket and is good for the environment. Ideally, energy saving should be simple, fun and convenient.

- With standard opening out windows, the 76 mm construction depth can already achieve a U_f value of $1.1 \text{ W/(m}^2\text{K)}$. The overall window also achieves the highest possible (WER) rating.
- Comprehensive range of glazing up to 48 mm for use in modern triple glazing or modern functional glass designs.



KÖMMERLING 76 is a brand new generation of PVCu window that ticks all the boxes. Not only do they offer unrivalled energy efficiency characteristics, but they also have beautifully elegant aesthetics in the flush sash, casement and tilt and turn designs.

Three aspects play an important role in window heat insulation: the profile's heat insulating properties, the insulating glass with edge sealant and the wall fixings. In our tilt and turn variant we can even harness the properties of our pre-foamed proEnergyTec profiles to achieve Passivhaus standards.


KÖMMERLING 76 can also integrate modern triple glazing or special functional glass in thicknesses of up to 48 mm. This prevents the loss of valuable heating energy, plus the large window panes allow the sun's warmth into the room or this can be blocked depending upon glass specification. Ultimately KÖMMERLING 76 offers far better levels of energy efficiency than typical 70 mm windows.

WHAT DO YOU NEED FOR A QUIET AND SAFE HOME?

KÖMMERLING 76. The soundproof window.

How about considering new windows from the perspective of noise? This aspect is often neglected in window purchase decisions, yet sound insulation is essential to your family's health. This is because subjectively annoying external noise can be a source of stress, distraction and disruption to your daily life.

KÖMMERLING 76 protects you and your family from noise pollution. Its innovative profile sealing technology in conjunction with sound-insulating glazing, ensures a peaceful and quiet living environment, even when you live close to a busy road. Compared with other 70 mm windows, it also offers better sound reduction characteristics.



- Application for effective sound insulating glass.
- Optimum sound insulation up to 48 dB with innovative seals.



KÖMMERLING 76. The safety window.

Burglars often break into houses through windows, balconies and patio doors. KÖMMERLING 76 offers you protection against intruders because the window is design to accommodate anti-burglary fittings, safety glass and the latest 3 Star security cylinders.

As a result, it is far more difficult for a burglar to break open the window or smash the glass. KÖMMERLING 76 in conjunction with the window and door operating hardware deters intruders and helps to keep your home safe and secure.



- Compliant to Document Q for New Build applications.
- Carries PAS 24 certification, Secured by Design and the latest British Standards (BS).
- Designed to accommodate the latest for anti-burglary fittings.



WHAT DOES A WINDOW HAVE TO DO?

KÖMMERLING 76. The window that delivers added value.

KÖMMERLING 76 is uncompromisingly good. It offers you all the benefits of a modern PVCu window, from cutting edge technological design to function, along with outstanding performance credentials and sympathy to the environment. It is also designed to satisfy future needs and requirements.



More ease of care

The high quality surfaces are extremely weather resistant and easy to clean.



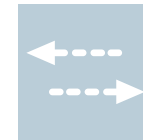
More convenience in use

All the latest fittings technology and all current opening concepts are possible for simplicity and convenience in use.



More heat insulation

The insulating chambers and ProEnergyTec versions guarantee excellent heat insulation.



More ventilation - optimised

KÖMMERLING has an optimised ventilation programme that ensures a pleasant climate in the living environment.




More sound insulation

Combined with high quality functional glazing, KÖMMERLING 76 provides optimum sound insulation up to 48 dB.



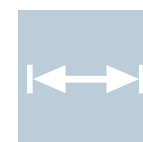
More value

High quality, premium and environmentally friendly PVCu profiles that use a greenline lead free compound, to ensure durability and enhance the value of your property.



More intruder protection

The window profiles are designed for the use of special security fittings and additional anti-burglary measures.



76 mm

The window profile expanded depth doesn't just enhance the appearance of a new building, it is also perfect for renovation projects with heritage design features and enhanced energy saving requirements.



More seal tightness

The innovative seal levels keep out draughts, dust and rain to create a pleasant living environment.



More design

Slim profiles enlarge the transparent glass surface. They are also available in a comprehensive range of foil laminate colours, in wood finishes, in plain colours, and with an aluminium exterior for architectural appeal.



Recycling and sustainability

KÖMMERLING and its parent company profine, leads by example when it comes to caring for the environment with industry leading recycling policies and the ISO 14001:2015 standard.



More stability

Optimally dimensioned steel reinforcements deliver perfect window statics in terms of stability and long-term performance. With AluClip Pro, the aluminium facing shell assumes the role of reinforcement, adding structural rigidity throughout.



FLUSH SASH WINDOW

Where modern meets traditional.

Our flush sash window inside and out is packed with heritage features offering consumers the benefit of high performance PVCu window design with the detailing of yesteryear. Traditional butt joints and a wide range of period inspired finishes help transform the overall appeal with the added benefit of tear drop or monkey tail handles in a number of finishes.

Other features include traditional butt hinges and a dedicated face fix Georgian bar. Thanks to an optional centre seal this window offers outstanding performance credentials against 70 mm flush sash heritage windows.



- Traditional colours include Flat White and the period inspired foiled finishes of White Ash, Cream, English Oak, Silvered Oak and Painswick.
- The 76 mm platform with 6 chambers offers better thermal and sound reduction properties than a 70 mm window. A U_w -value of $1.2W/(m^2k)$ can be achieved.
- Unique centre seal option offers outstanding weathering against wind and rain.
- This can be either welded or mechanically jointed to create a traditional timber appearance.



- Modern colours include Flat White, Smooth Anthracite Grey and Quartz Grey. You can of course use some of the heritage finishes as an alternative.
- Traditional and modern glazing bead options from 24 mm to 48 mm as standard. KÖMMERLING 76 has also been designed to cater for triple glazing where required.
- Overall window design makes for a balanced window with better load distribution.

FLUSH SASH WINDOW

With contemporary appeal.

KÖMMERLING 76 can be equally adept for more contemporary design appeal by the use of modern window hardware, finish and overall window design. With grey the latest in vogue finish on the outside, with a neutral white on the inside we now offer Smooth Anthracite Grey and Quartz Grey as stock finishes. With chrome or brushed stainless handles this makes for the perfect modern statement of a home.

Window design has evolved in recent years, with more use of large openings, helping to accommodate larger areas of glass that can be achieved particularly well with KÖMMERLING 76. Large side openers and fixed lights offer perfect window symmetry and the maximum passage of light.

KÖMMERLING 76 also offers perfect architectural appeal, whatever the property and location.





CASEMENT WINDOW


An opening to the world outside.

This traditional casement window offers unrivalled levels of weathering, thermal and acoustic performance and is also capable of large opening sizes, like our flush sash. It's also the ultimate window for exposed and coastal locations and with the use of dummy sashes can also offer perfectly symmetrical sightlines as is the current design philosophy.

KÖMMERLING 76 in this design can offer a U_w -value of just $1.2W/(m^2k)$ when most 70 mm systems struggle to achieve less than 1.4 and therefore fully reflects the proposition that this is a next generation window platform.



- The new 6 chambered design with other clever engineered features is twice that of some other PVCu systems, providing better thermal and acoustic performance, with a U_w -value of $1.2W/(m^2k)$.
- The lip of the opening sash provides additional cover for outstanding weathering credentials.
- Colours and woodgrains include Flat White and the foiled finishes of White Ash, Cream, English Oak, Silvered Oak, Painswick, Quartz Grey and Smooth Anthracite Grey.
- Window hardware options are wide and varied, from the contemporary to the more traditional.



A WINDOW THAT TILTS AND TURNS

Providing an inward opening and tilting window option.

Tilt and turn windows form the vast majority of PVC window sales in Europe and KÖMMERLING has proven to be a market leader in this type of window development with cutting edge technologies.

These include proEnergyTec pre-foamed profiles for Passivhaus applications and the pioneering proCoverTec surface finish technology in 22 different colours and 4 new metallic finishes on a single face or all the way through the glazing rebate and on all visible surfaces.

These windows can be cleaned from the inside, yet also offer a clever tilting function for perfect ventilation. Our KÖMMERLING 76 tilt and turn window is also available in an aluminium/PVCu hybrid option offering greater architectural appeal.



FULLY REVERSIBLE WINDOW


For a new type of opening.

The fully reversible window uses dedicated window hardware that enables the sash to open 360 degrees, enabling ease of cleaning, particularly for windows above ground level. These windows are often specified in commercial projects, but also by consumers looking for greater practicality.

Like the flush casement in which it shares the same sightlines, the KÖMMERLING 76 fully reversible offers outstanding energy efficiency and acoustic credentials.

- Offers the same sightlines as the flush casement, so the two window types can be combined on any front, side or rear elevation.
- Colours and woodgrains include Flat White and the foiled finishes of White Ash, Cream, English Oak, Silvered Oak, Painswick, Quartz Grey and Smooth Anthracite Grey.
- Traditional and modern glazing bead options from 24 mm to 48 mm as standard. KÖMMERLING 76 has also been designed to cater for triple glazing where required.





RESIDENTIAL, FRENCH, BALCONY AND LIFT AND SLIDE DOORS

KÖMMERLING 76 has all the opening options.

KÖMMERLING 76 isn't just our most innovative window and door system, it's also our most comprehensive one yet. In fact, the windows are paired with an incredible range of door types for all opening sizes, however compact or large the opening.

Windows and doors contribute to the building's overall aesthetic appeal and give it its own unique character. Whatever your own personal preferences are, with KÖMMERLING 76 you can design windows and doors to your own specifications. High security residential doors are available glazed with either a panel of laminated double glazing for security and there are also options for outward opening French doors or inward opening balcony doors. There is also the option to harness our large span lift and slide doors capable of opening up to 6.5m wide.



- Front doors, balcony and patio doors, French doors and lift and slide doors with KÖMMERLING 76.
- Excellent intrusion protection with PAS 24 and the option of 3 Star anti-snap cylinders.
- Maximum steel reinforcement and weldable corner joints for high stability.
- Maximum sash sizes for a front door single leaf of 1200 x 2400 mm. Use of special functional glazing or conventional door glazing up to 48 mm.
- Excellent tightness through double threshold seal.
- Perfect rain and wind protection.
- High heat insulation.
- Vast range of design options in a comprehensive selection of colours, textured surfaces and elegant external AluClip aluminium variants.




IS THAT ALUMINIUM OR PVCu?

KÖMMERLING 76. With aluminium/PVCu hybrid design.

Aluminium is a window material that is distinguished by its unique elegance. It has optimum weather resistance, high stability, easy clean properties and practically unlimited colour options. This is a result of finishing techniques such as powder coating in RAL colours. On the other hand, PVCu delivers optimum heat and noise insulation, and high functional reliability.

With KÖMMERLING 76, you get all the advantages of aluminium and PVCu in one single, innovative system. So you have the widest possible range of design options and the windows satisfy increasingly discerning requirements of energy efficiency with Passivhaus capabilities.



AluClip

The aluminium facing shell for KÖMMERLING 76 gives you the best of both worlds: elegant aluminium design in a practically unlimited range of colours, plus the optimum insulation values of a modern PVCu profile system.



AluClip Pro

The AluClip Pro has an aluminium profile connected to a PVCu profile. The aluminium performs the structural function so no steel reinforcement is necessary inside the window sash. The reinforcement chamber can be filled with ProEnergyTecfoam and these additionally insulated profiles guarantee extraordinary high heat insulation to Passivhaus standards.



2019 COLOUR AND WOODGRAIN PALETTE

The following colours and woodgrains form part of our 2019-2020 range and will be extended later in the year and these finishes benefit from an upgraded surface material. For other options please speak to your local KÖMMERLING partner.

INSPIRING COLOURS AND RICH WOODGRAINS

KÖMMERLING 76. We've got it covered.


It is the windows that are decisive in lending your building that unique and unmistakable character. Besides size and shape, the colour scheme in particular and elegance of the materials play a vital role.

KÖMMERLING 76 is your key to a playground of huge design potential. This universal system offers an unrivalled number of finishes whether for new buildings or as a solution matching the style of renovated historical buildings. Specifically, architects, local design partners and installers find in this system the maximum freedom they need to design a new look to the fabric of any property or apartment.



FlatWhite

White is a timelessly elegant and neutral colour and because of the quality of PVCu from KÖMMERLING, KÖMMERLING 76 is extremely weather resistant, retaining its smooth, glossy surface. It is also easy to clean.



Foiled finishes

There are both smooth and grained foils within our range for both period inspired installations and those with a more contemporary appeal. You can also look to the benefits of dual colours for even more design freedom.



proCoverTec


proCoverTec is a patent pending surface finish technology with a satin finish. It's designed to repel both dirt and water and is available on a single face or on all visible surfaces of the PVCu profile. There are many colours and metallic finishes, subject to window type.



FlatWhite




White Ash



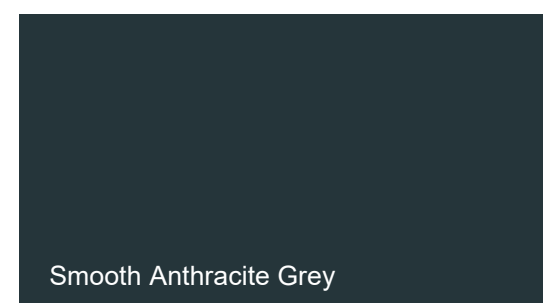
Painswick




Cream



Quartz Grey



Smooth Anthracite Grey



Silvered Oak



English Oak




PROTECTED BY COLOUR



With pioneering surface technology.

This new, unique, and innovative surface finish combines function with longevity and aesthetics. The proCoverTec surface is extremely tight and homogeneous, and its satin look lends your window profiles a quality look with a slightly textured, pleasant feel. It offers the optimal protection for your window profiles and minimises dirt deposits.

Choose from our unmistakable range of 22 plain and 4 new metallic finishes. The windows can be coloured to the outside, while the inside remains neutrally white or can benefit from a full colour option.



KÖMMERLING 76 with full colour finish through the rebate.



- Optimised and resource-saving use of materials.
- Green lead-free stabilisers with the greenline label.
- Reintroduction of recycled materials to the core of our PVCu profiles through professional recycling.
- Major contribution to CO₂ reduction as a result of excellent heat insulation properties with KÖMMERLING 76. You use less heating energy and reduce your impact on the environment.



RECYCLING AND SUSTAINABILITY

KÖMMERLING 76. The green window.

KÖMMERLING 76 is designed according to green principles that underpin the KÖMMERLING brand and profine Group. Optimum function and insulation values, plus the best possible use of materials, are the objectives that we have achieved with this new system generation. As little as possible and as much as necessary is the best motto for sustainable environmental protection. This is the only way to conserve valuable natural resources.

KÖMMERLING 76 is also made of a PVCu that has the greenline label. In other words, no lead has been used to stabilise the PVCu. Instead, an environmentally friendly calcium-zinc based stabiliser has been used. And what happens at the end of its life cycle? The old window components are used to make new ones. Our recycling initiative facilitates a sustainable materials cycle. When the ProEnergyTec profiles are filled with a foam, only green propellants are used and so during the recycling process, the foam and PVCu can be cleanly separated from each other.

greenline 

profine UK Ltd.

Tel. +44 (0)1543 444 900
enquiries@kommerling.co.uk
www.kommerling.co.uk